

Generic County Community Corrections Center

*Interagency Intermediate Sanctions Program of the state Office of Community Corrections,
Commissioner of Probation, Generic State Parole Board, and the Generic County Sheriff's Department*

Center Drug & Alcohol Testing Summary

1/1/2003 To 5/31/2003

		1/2003			2/2003			3/2003			4/2003		5/2003		Total
		NEG	POS	Total	NEG	POS	Total	NEG	POS	Total	NEG	Total	NEG	Total	
Anytown Superior Court	Level II	0	0	0	0	0	0	0	0	0	0	0	4	4	4
	Level IV	0	0	0	0	0	0	9	0	9	12	12	10	10	30
	Total	0	0	0	0	0	0	9	0	9	12	12	14	14	34
Generic Municipal Court	Level II	33	1	34	37	1	38	41	1	42	44	44	29	29	187
	Level III	0	0	0	7	0	7	11	0	11	12	12	17	17	46
	Total	33	1	34	44	1	45	52	1	53	56	56	46	46	233
Generic Reentry Initiative	Level II	0	0	0	0	0	0	1	0	1	7	7	2	2	10
	Total	0	0	0	0	0	0	1	0	1	7	7	2	2	10
House of Correction	Level III	0	0	0	0	0	0	0	0	0	0	0	8	8	8
	Total	0	0	0	0	0	0	0	0	0	0	0	8	8	8
Middletown District Court	Level II	28	6	34	48	5	53	69	1	70	123	123	71	71	348
	Level III	6	2	8	24	4	28	52	1	53	104	104	69	69	258
	Total	34	8	42	72	9	81	121	2	123	227	227	140	140	606
Midville District Court	Level II	2	0	2	3	1	4	4	0	4	22	22	20	20	52
	Level III	0	0	0	9	1	10	11	0	11	11	11	2	2	34
	Total	2	0	2	12	2	14	15	0	15	33	33	22	22	86
Overshoe District Court	Level II	8	0	8	16	0	16	21	0	21	48	48	34	34	126

This document contains fictional sample data only. Any resemblance to actual persons is purely coincidental

Generic County Community Corrections Center

*Interagency Intermediate Sanctions Program of the state Office of Community Corrections,
Commissioner of Probation, Generic State Parole Board, and the Generic County Sheriff's Department*

Center Drug & Alcohol Testing Summary

1/1/2003 To 5/31/2003

		1/2003			2/2003			3/2003			4/2003		5/2003		Total
		NEG	POS	Total	NEG	POS	Total	NEG	POS	Total	NEG	Total	NEG	Total	
Overshoe District Court	Total	8	0	8	16	0	16	21	0	21	48	48	34	34	126
Parole	Level II	4	0	4	7	0	7	13	0	13	55	55	34	34	113
	Level IV	11	0	11	10	0	10	7	0	7	13	13	10	10	51
	Total	15	0	15	17	0	17	20	0	20	68	68	44	44	164
Probation (not further defined)	Level II	0	0	0	0	0	0	0	0	0	0	0	2	2	2
	Total	0	0	0	0	0	0	0	0	0	0	0	2	2	2
Smallville District Court	Level I	0	0	0	0	0	0	2	0	2	14	14	4	4	20
	Level II	77	5	82	100	15	115	142	0	142	304	304	186	186	824
	Level III	5	0	5	10	4	14	19	0	19	43	43	85	85	165
	Level IV	0	0	0	0	0	0	5	0	5	12	12	10	10	26
	Total	82	5	87	110	19	129	168	0	168	373	373	285	285	1,035
South Generic District Court	Level II	9	0	9	16	0	16	15	0	15	67	67	47	47	154
	Total	9	0	9	16	0	16	15	0	15	67	67	47	47	154
West Generic District Court	Level II	14	1	15	16	1	17	36	0	36	113	113	75	75	255
	Level III	2	2	4	16	4	20	30	0	30	55	55	46	46	153
	Level IV	0	0	0	2	0	2	11	0	11	12	12	10	10	34
	Total	16	3	19	34	5	39	77	0	77	180	180	131	131	442

This document contains fictional sample data only. Any resemblance to actual persons is purely coincidental

Generic County Community Corrections Center

*Interagency Intermediate Sanctions Program of the state Office of Community Corrections,
Commissioner of Probation, Generic State Parole Board, and the Generic County Sheriff's Department*

Center Drug & Alcohol Testing Summary

1/1/2003 To 5/31/2003

	1/2003			2/2003			3/2003			4/2003		5/2003		Total
	NEG	POS	Total	NEG	POS	Total	NEG	POS	Total	NEG	Total	NEG	Total	
Total	199	17	216	321	36	357	499	3	502	,071	1,071	775	775	2,900

This document contains fictional sample data only. Any resemblance to actual persons is purely coincidental

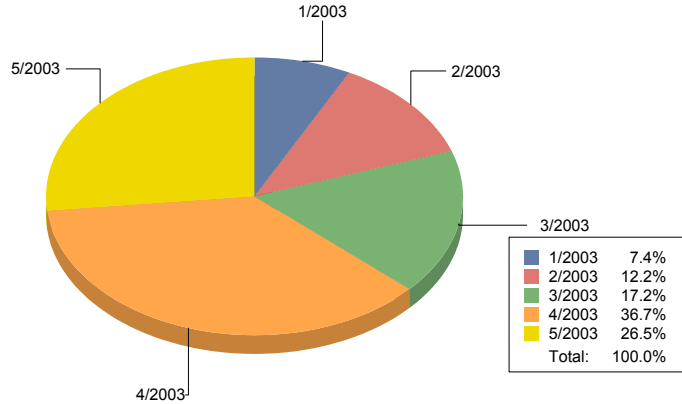
Generic County Community Corrections Center

Interagency Intermediate Sanctions Program of the state Office of Community Corrections,
Commissioner of Probation, Generic State Parole Board, and the Generic County Sheriff's Department

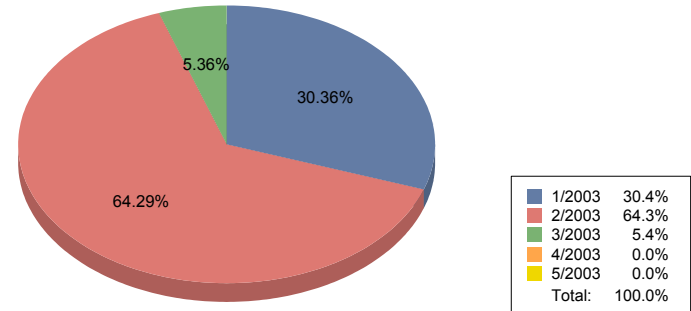
Center Drug & Alcohol Testing Summary

1/1/2003 To 5/31/2003

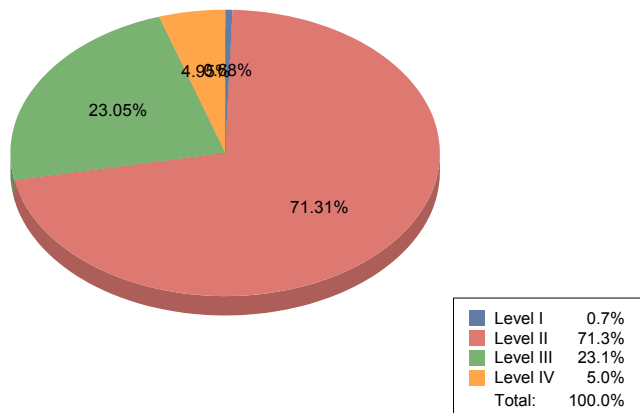
Total Tests Per Month



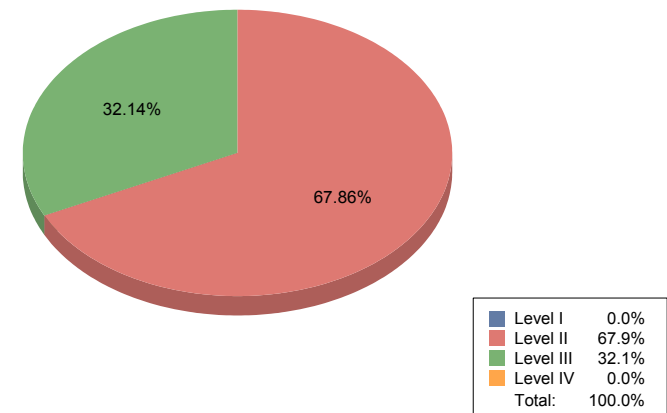
Total Positives Per Month



Total Tests By Level



Total Positives By Level



This document contains fictional sample data only. Any resemblance to actual persons is purely coincidental